

OZARKS TECHNICAL COMMUNITY COLLEGE

Fiscal Budget
2018-2019

OZARKS TECHNICAL COMMUNITY COLLEGE
2018-2019 FISCAL BUDGET SUMMARY
\$83,021,771

OTC - Springfield	\$57,488,156
OTC - Richwood Valley	\$4,540,227
OTC - Table Rock	\$3,096,912
OTC - Lebanon	\$1,910,484
OTC - Waynesville	\$1,280,123
Center for Workforce Development	\$1,679,748
High School Programs	\$3,322,830
Ancillary Services	\$552,724
Auxiliary Services	\$7,874,083
Restricted Grants	<u>\$1,276,484</u>
 <i>Total Operating Budget</i>	 <i>\$83,021,771</i>
 Federal Student Financial Aid Programs	 <u>\$54,843,696</u>
 <i>Grand Total Combined Budget</i>	 <i><u><u>\$137,865,467</u></u></i>

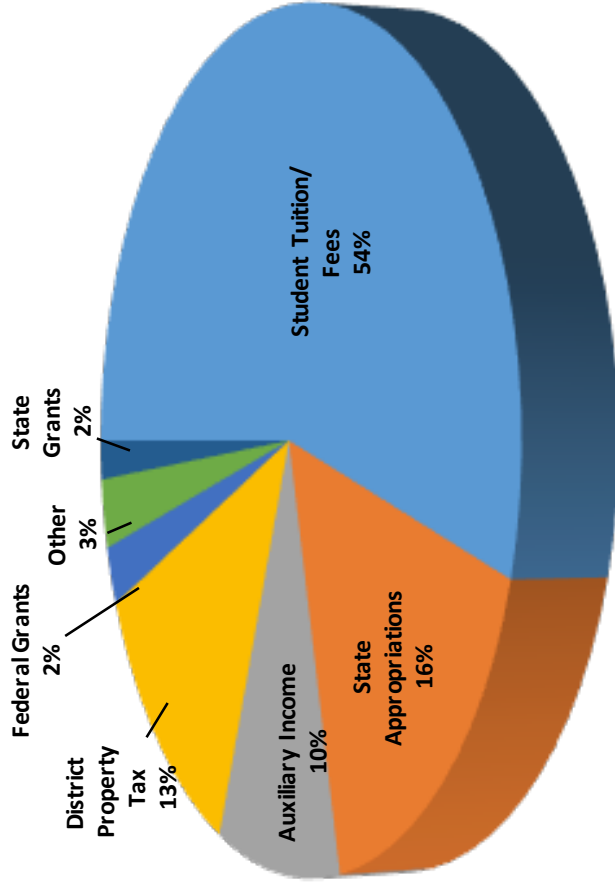
2018-2019

Budget Summary

All Funds

Revenues by Source

\$83,021,771



<u>Revenue Source</u>	<u>Amount</u>
Student Tuition/Fees	\$45,352,122
State Appropriations	13,719,301
Auxiliary Income	7,874,083
District Property Tax	10,490,000
Federal Grants	1,950,452
Other	2,324,000
State Grants	1,311,813

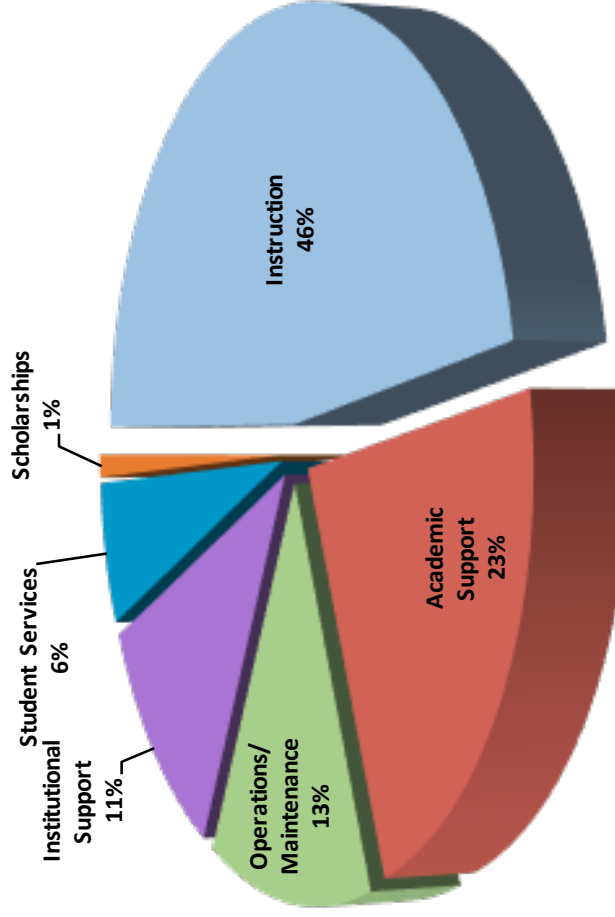
2018-2019

Budget Summary

All Funds

Expenditures by Function

\$83,021,771

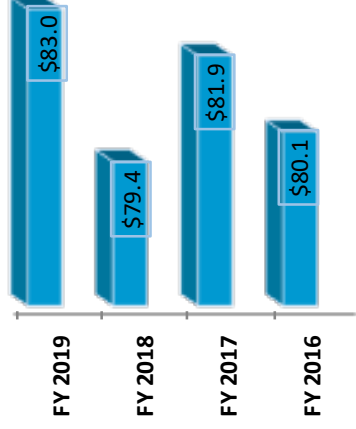


<u>Expense Source</u>	<u>Amount</u>
Instruction	\$39,195,655
Academic Support	18,138,195
Operations/Maintenance	10,744,376
Institutional Support	9,208,369
Student Services	4,947,176
Scholarships	788,000

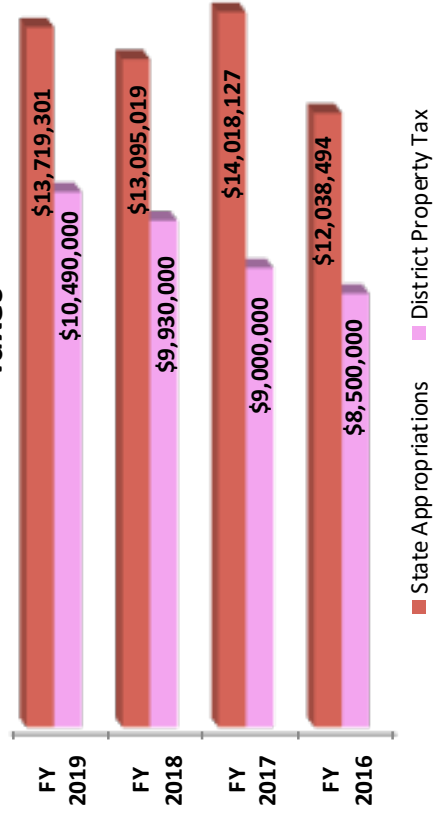
OTC Budgeted Revenues

	2018-2019	2017-2018	Increase (Decrease)
Student Tuition/Fees	45,352,122	43,158,204	2,193,918
State Appropriations	13,719,301	13,095,019	624,282
District Property Tax	10,490,000	9,930,000	560,000
Federal Grants	1,950,452	1,923,958	26,494
State Grants	1,311,813	1,256,223	55,590
Auxiliary Income	7,874,083	7,937,353	(63,270)
Other Income	2,324,000	2,106,000	218,000


OTC Operating Budget (In Millions)



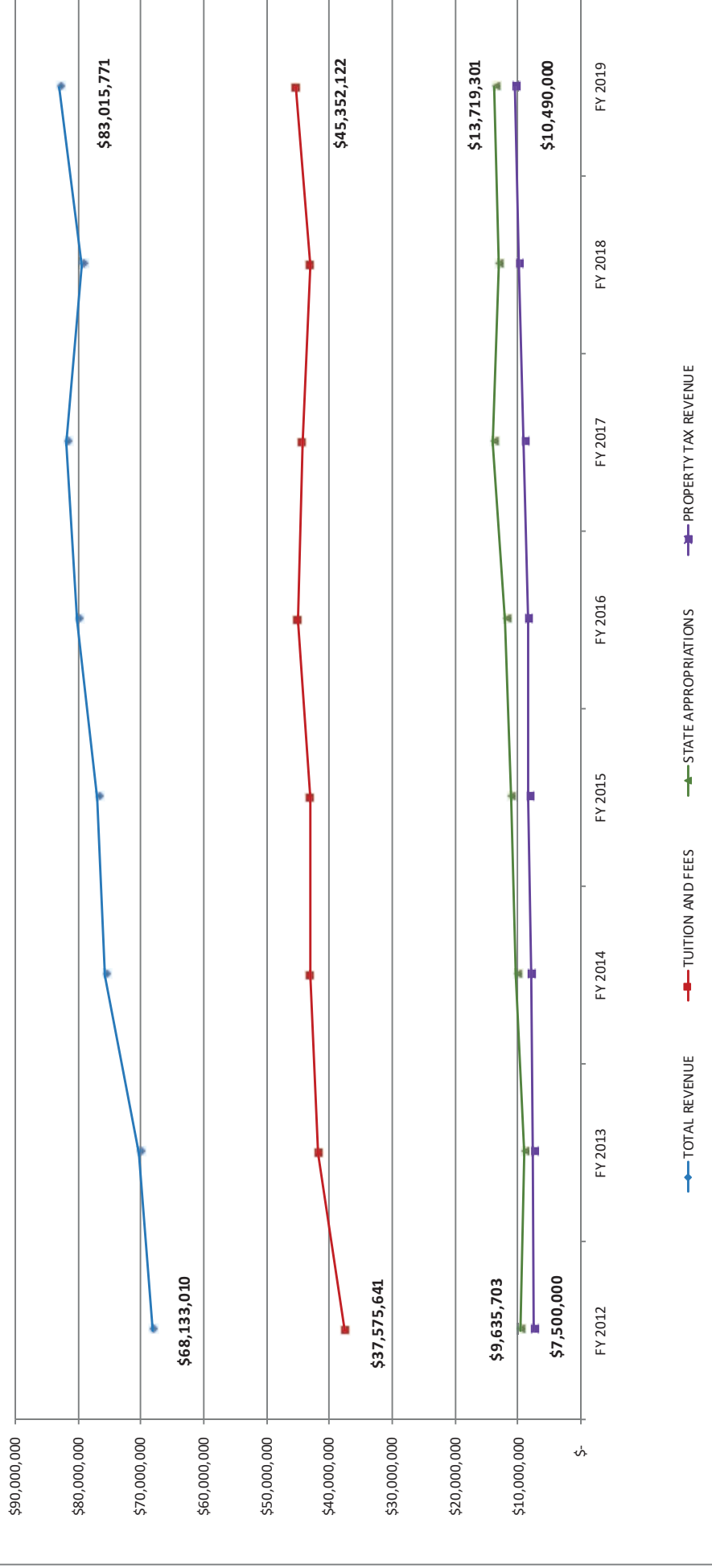
State Appropriations/District Property Taxes



OTC Full Time Employees



Ozarks Technical Community College Budgeted Revenue



**OZARKS TECHNICAL COMMUNITY COLLEGE
2018-2019 BUDGET
\$83,021,771**

Springfield Campus Operating Budgets

A. Springfield Campus \$57,488,156

Budget Number

Total

Revenue Summary

DISTRICT PROPERTY TAX REVENUE	10-000000-00-41110	\$10,490,000
TUITION REVENUE	10-000000-00-41210	\$20,481,855
REGISTRATION FEES	10-000000-00-41221	\$500,000
INVESTMENT REVENUE	10-000000-00-41300	\$350,000
BANK RETURNED ITEMS	10-000000-00-41301	\$80,000
CREDIT CARD CHARGES	10-000000-00-41302	(\$165,000)
RENTAL REVENUE	10-000000-00-41303	\$55,000
LAB FEES	10-000000-00-41412	\$2,800,000
ONLINE COURSE FEES	10-000000-00-41414	\$1,600,000
STUDENT TECHNOLOGY FEES	10-000000-00-41416	\$1,600,000
STUDENT FEES	10-000000-00-41422	\$3,350,000
INTERNATIONAL STUDENT FEES	10-000000-00-41423	\$1,000
VEHICLE I.D. & FINES	10-000000-00-41428	\$2,000
GED TESTING FEES	10-000000-00-41433	\$16,000
TESTING FEES	10-000000-00-41434	\$30,000
ADD/DROP CHARGES	10-000000-00-41450	\$200,000
STUDENT FIN AID ADMIN REIMB	10-000000-00-41800	\$80,000
VENDING SERVICES REVENUE	10-000000-00-42025	\$100,000
AUXILIARY PROFIT SHARE	10-000000-00-42100	\$810,000
PRINT SHOP REVENUE	10-000000-00-42110	\$350,000
BAD DEBT COLLECTION CHARGES	10-000000-00-42150	\$520,000
STATE AID - MDHE	10-000000-00-45110	\$13,937,423
GOVERNOR'S STATE HOLD BACK	10-000000-00-45111	(\$418,122)
STATE AID-MDHE-MAINT & REPAIR	10-000000-00-45112	\$200,000
VOC SALARIES REIMB-DESE	10-000000-00-45120	\$400,000
STATE REIMB-INTEPRETOR/READERS	10-000000-00-45150	\$18,000
OTHER MISC. INCOME	10-000000-00-48140	\$40,000
REBATES - PROCUREMENT CARD	10-000000-00-48142	\$30,000
SURPLUS PROPERTY SALES	10-000000-00-48150	\$30,000

Total Revenue

\$57,488,156

<u>Program/Department</u>	<u>Budget Number</u>	<u>Total</u>
ACADEMIC SERVICES	10-462000-00	\$155,572
ACCOUNTING	10-115203-00	\$295,146
ADMINISTRATIVE SERVICES	10-634000-00	\$433,124
ADMISSIONS-RECORDS-REGISTRAR	10-571000-00	\$737,815
ADVISING	10-536000-00	\$708,009
ALLIED HEALTH DIVISION	10-115100-00	\$391,391
ART	10-150100-00	\$315,873
ASSOCIATE DEGREE NURSING	10-115120-00	\$728,994
AUTO COLLISION REPAIR	10-114706-00	\$69,914
AUTOMOTIVE TECHNOLOGY	10-111508-00	\$317,570
AVIATION	10-114900-00	\$950,035
BEHAVIORAL HEALTH SUPPORT	10-115110-00	\$203,328
BIOCLINICAL SCIENCE	10-112660-00	\$1,000,946
BOARD OF TRUSTEES	10-612000-00	\$307,222
BUSINESS AND MARKETING	10-115202-00	\$730,761
CAPITAL PROJECTS	10-790000-00	\$299,400
CAREER EMPLOYMENT SERVICES	10-532000-00	\$173,960
CHANCELLOR	10-611000-00	\$931,795
CHANCELLOR'S LEADERSHIP ACAD	10-611500-00	\$32,000
CHEMISTRY	10-114005-00	\$653,147
COLLEGE LIBRARY	10-410000-00	\$664,168
COMMUNICATIONS	10-110900-00	\$669,731
COMMUNICATIONS & MARKETING	10-650000-00	\$1,311,925
COMPUTER INFORMATION SCIENCES	10-115212-00	\$762,536
CONSTRUCTION TECHNOLOGY	10-111510-00	\$79,490
COUNSELING	10-530000-00	\$237,295
CRIMINAL JUSTICE	10-114301-00	\$132,206
CULINARY ARTS	10-111206-00	\$345,277
CUSTODIAL SERVICES	10-700000-00	\$1,528,906
DEAN OF STUDENTS	10-510000-00	\$142,678
DENTAL ASSISTING	10-115106-00	\$515,315
DENTAL HYGIENE	10-115105-00	\$518,964
DIESEL TECHNOLOGY	10-114707-00	\$204,895
DISABILITY SUPPORT SERVICES	10-450090-00	\$292,168
DRAFTING DESIGN TECHNOLOGY	10-114801-00	\$148,891
DUAL CREDIT	10-122401-00	\$228,957
EARLY CHILDHOOD EDUCATION	10-112002-00	\$305,250
ECONOMICS	10-124504-00	\$181,107
ELECTRICAL PROGRAM	10-111503-00	\$78,143
ELECTRONIC MEDIA PRODUCTION	10-111001-00	\$123,341
EMERGENCY MEDICAL TECH	10-115102-00	\$403,586
ENGLISH	10-112304-00	\$1,816,725
ENROLLMENT MANAGEMENT	10-570000-00	\$470,101
EQUITY & COMPLIANCE	10-636000-00	\$206,402

EVENING AND WEEKEND COLLEGE	10-124502-00	\$10,730
FINANCE	10-620000-00	\$1,866,402
FINANCIAL AID	10-540000-00	\$810,872
FIRE SCIENCE	10-114302-00	\$162,921
FITNESS CENTER	10-635000-00	\$35,451
FUEL & UTILITIES	10-720100-00	\$1,140,000
GENERAL EDUCATION DIVISION	10-124500-00	\$387,719
GENERAL OFFICE	10-630000-00	\$696,000
GRANTS DEVELOPMENT	10-652000-00	\$117,008
GRAPHIC DESIGN TECHNOLOGY	10-115004-00	\$285,960
HEALTH & WELLNESS	10-113199-00	\$249,323
HEALTH INFORMATION TECHNOLOGY	10-115107-00	\$399,391
HEARING INSTRUMENT SCIENCE	10-115114-00	\$396,915
HISTORY & GEOGRAPHY	10-124505-00	\$579,674
HONORS COLLEGE PROGRAM	10-124510-00	\$30,570
HOSPITALITY MANAGEMENT	10-111205-00	\$185,280
HRAC	10-111505-00	\$103,636
HUMAN RESOURCES	10-632000-00	\$575,168
HUMANITIES	10-124503-00	\$665,713
INDUSTRIAL SYSTEMS TECHNOLOGY	10-111502-00	\$184,881
INFORMATION TECH - STUDENT FEE	10-430150-00	\$1,410,000
INFORMATION TECHNOLOGY	10-430100-00	\$3,993,646
INSTITUTIONAL EFFECTIVENESS	10-462400-00	\$84,666
INSTRUCTIONAL ADMINISTRATION	10-460000-00	\$642,721
INTERNATIONAL STUDENT PROGRAM	10-515000-00	\$6,210
JOURNALISM	10-112306-00	\$6,957
LEASE PAYMENTS (2007)	10-717000-00	\$1,804,250
LEASE PAYMENTS (2010)	10-718000-00	\$824,030
LEASE PAYMENTS (2018)	10-715000-00	\$1,802,000
LEASE PYMTS (WEC-2012)	10-719000-00	\$300,000
LIFE SCIENCES	10-112699-00	\$917,084
MACHINE TOOL TECHNOLOGY	10-111501-00	\$173,970
MAINTENANCE & GROUNDS	10-710000-00	\$1,837,010
MATHEMATICS	10-112701-00	\$1,716,125
MUSIC	10-150120-00	\$177,745
NETWORKING TECHNOLOGY	10-111199-00	\$600,748
OCCUPATIONAL THERAPY ASST	10-115111-00	\$361,439
OTC FOUNDATION & ALUMNI	10-651000-00	\$385,628
OTC ONLINE	10-463000-00	\$780,126
PHYSICAL SCIENCE	10-114001-00	\$441,070
POLITICAL SCIENCE	10-124506-00	\$386,111
PRACTICAL NURSING	10-115116-00	\$642,241
PRINT SHOP	10-639000-00	\$353,115
PSYCHOLOGY	10-114201-00	\$751,474
PURCHASING & RECEIVING	10-633000-00	\$215,414
RESEARCH & STRATEGIC PLANNING	10-614000-00	\$288,245
RESPIRATORY THERAPY	10-115101-00	\$257,836

SAFETY & SECURITY	10-631000-00	\$887,027
SCHOLARSHIPS	10-810000-00	\$788,000
SIMULATION CENTER	10-115130-00	\$626,536
SOCIAL SCIENCES	10-124501-00	\$284,867
SPEECH CENTER	10-110950-00	\$32,095
STUDENT AFFAIRS	10-500000-00	\$279,093
STUDENT DEVELOPMENT	10-512000-00	\$186,501
STUDENT LIFE	10-520000-00	\$17,000
SURGICAL TECHNOLOGY	10-115109-00	\$133,311
TEACHER EDUCATION	10-111300-00	\$189,470
TECHNICAL EDUCATION DIVISION	10-111500-00	\$686,705
TESTING SERVICES	10-535000-00	\$326,413
THEATRE	10-150122-00	\$124,291
TURF AND LANDSCAPE MANAGEMENT	10-110101-00	\$286,169
TUTORING / LEARNING CENTER	10-112401-00	\$780,901
VETERAN SERVICES	10-536100-00	\$57,387
WEB SERVICES	10-430500-00	\$190,945
WELDING TECHNOLOGY	10-111506-00	\$349,649
WORLD LANGUAGES	10-111600-00	\$363,817
WRITING CENTER	10-112350-00	\$50,445

Total Expense **\$57,488,156**

Richwood Valley Campus Operating Budgets

A. Richwood Valley Campus \$4,540,227 **Budget Number** **Total**

Revenue Summary

TUITION REVENUE 10-000000-20-41210 \$4,540,227

Total Revenue \$4,540,227

Program/Department **Budget Number** **Total**

ACADEMIC SERVICES	10-462000-20	\$202,291
ACCOUNTING	10-115203-20	\$17,750
ADMISSIONS-RECORDS-REGISTRAR	10-571000-20	\$100,959
ART	10-150100-20	\$16,350
BIOCLINICAL SCIENCE	10-112660-20	\$327,673
BUSINESS AND MARKETING	10-115202-20	\$27,430
CHEMISTRY	10-114005-20	\$139,171
COLLEGE LIBRARY	10-410000-20	\$78,751
COMMUNICATIONS	10-110900-20	\$99,066
COMPUTER INFORMATION SCIENCES	10-115212-20	\$97,383
COUNSELING	10-530000-20	\$26,170
CUSTODIAL SERVICES	10-700000-20	\$31,868
ECONOMICS	10-124504-20	\$14,050
ENGLISH	10-112304-20	\$287,923
FINANCIAL AID	10-540000-20	\$26,169
FUEL & UTILITIES	10-720100-20	\$171,912
GENERAL OFFICE	10-630000-20	\$43,000
HEALTH & WELLNESS	10-113199-20	\$22,034
HISTORY & GEOGRAPHY	10-124505-20	\$102,738
HUMANITIES	10-124503-20	\$109,785
INFORMATION TECHNOLOGY	10-430100-20	\$95,154
INSTRUCTIONAL ADMINISTRATION	10-460000-20	\$173,134
LIFE SCIENCES	10-112699-20	\$167,428
MAINTENANCE & GROUNDS	10-710000-20	\$215,849
MATHEMATICS	10-112701-20	\$383,913
MEDICAL LABORATORY TECH	10-115112-20	\$227,977
MUSIC	10-150120-20	\$21,500
PHYSICAL SCIENCE	10-114001-20	\$74,000
PHYSICAL THERAPIST ASST	10-115108-20	\$326,725
POLITICAL SCIENCE	10-124506-20	\$117,614
PRESIDENT - RICHWOOD VALLEY	10-611200-20	\$264,605
PSYCHOLOGY	10-114201-20	\$60,700
SAFETY & SECURITY	10-631000-20	\$133,228
SOCIAL SCIENCES	10-124501-20	\$16,150
STUDENT AFFAIRS	10-500000-20	\$148,744
TEACHER EDUCATION	10-111300-20	\$99,783
TUTORING / LEARNING CENTER	10-112401-20	\$46,850
WORLD LANGUAGES	10-111600-20	\$24,400

Total Expense \$4,540,227

Table Rock Campus Operating Budgets

A. Table Rock Campus \$3,096,912	<u>Budget Number</u>	<u>Total</u>
<u>Revenue Summary</u>		
TUITION REVENUE	10-000000-25-41210	\$3,096,912
Total Revenue		\$3,096,912
<u>Program/Department</u>		
ACADEMIC SERVICES	10-462000-25	\$48,878
ACCOUNTING	10-115203-25	\$14,220
ADMISSIONS-RECORDS-REGISTRAR	10-571000-25	\$134,831
ART	10-150100-25	\$14,220
ASSOCIATE DEGREE NURSING	10-115120-25	\$186,914
BIOCLINICAL SCIENCE	10-112660-25	\$130,321
BUSINESS AND MARKETING	10-115202-25	\$34,500
CHEMISTRY	10-114005-25	\$32,850
COMMUNICATIONS	10-110900-25	\$66,409
COMPUTER INFORMATION SCIENCES	10-115212-25	\$71,100
CONSTRUCTION TECHNOLOGY	10-111510-25	\$15,350
CUSTODIAL SERVICES	10-700000-25	\$121,182
EARLY CHILDHOOD EDUCATION	10-112002-25	\$21,800
ENGLISH	10-112304-25	\$134,266
FUEL & UTILITIES	10-720100-25	\$168,496
GENERAL OFFICE	10-630000-25	\$124,400
HEALTH & WELLNESS	10-113199-25	\$19,600
HISTORY & GEOGRAPHY	10-124505-25	\$27,250
HRAC	10-111505-25	\$15,850
HUMANITIES	10-124503-25	\$27,250
INFORMATION TECHNOLOGY	10-430100-25	\$84,050
INSTRUCTIONAL ADMINISTRATION	10-460000-25	\$259,658
LIFE SCIENCES	10-112699-25	\$95,043
MAINTENANCE & GROUNDS	10-710000-25	\$195,740
MATHEMATICS	10-112701-25	\$163,027
MUSIC	10-150120-25	\$16,450
POLITICAL SCIENCE	10-124506-25	\$32,295
PRACTICAL NURSING	10-115116-25	\$326,985
PRESIDENT - TABLE ROCK	10-611300-25	\$200,833
PSYCHOLOGY	10-114201-25	\$53,850
SAFETY & SECURITY	10-631000-25	\$104,729
SOCIAL SCIENCES	10-124501-25	\$14,000
STUDENT AFFAIRS	10-500000-25	\$102,745
TEACHER EDUCATION	10-111300-25	\$2,750
TUTORING / LEARNING CENTER	10-112401-25	\$18,850
WORLD LANGUAGES	10-111600-25	\$16,220
Total Expense		\$3,096,912

Lebanon & Waynesville Centers' Budgets

A. Lebanon Center \$1,910,484

	<u>Budget Number</u>	<u>Total</u>
<u>Revenue Summary</u>		
TUITION REVENUE	10-000000-12-41210	\$1,910,484
Total Revenue		\$1,910,484

<u>Program/Department</u>	<u>Budget Number</u>	<u>Total</u>
OTC - LEBANON CENTER	10-145150-12	\$1,408,885
PRACTICAL NURSING	10-115116-12	\$359,055
ELECTRICAL DISTRIBUTION SYSTEM	10-111512-12	\$16,300
FUEL & UTILITIES	10-720100-12	\$126,244
Total Expense		\$1,910,484

B. Waynesville Center \$1,280,123

	<u>Budget Number</u>	<u>Total</u>
<u>Revenue Summary</u>		
TUITION REVENUE	10-000000-15-41210	\$1,280,123
Total Revenue		\$1,280,123

<u>Program/Department</u>	<u>Budget Number</u>	<u>Total</u>
OTC - WAYNESVILLE CENTER	10-145135-15	\$1,204,523
FUEL & UTILITIES	10-720100-15	\$75,600
Total Expense		\$1,280,123

Workforce Development Operating Budgets

A. Workforce Development \$1,679,748

Budget Number

Total

Revenue Summary

CONTRACT TRAINING REVENUE	10-000000-02-41535	\$378,334
HEALTH CARE REVENUE	10-000000-02-41536	\$602,462
OPEN ENROLLMENT REVENUE	10-000000-02-41545	\$362,852
ADD/DROP CHARGES	10-000000-02-43136	\$350
WORKFORCE DEVELOPMENT - DWD	10-000000-02-45126	\$465,750
WORKFORCE DEV - DWD REIMB	10-000000-02-45127	(\$155,000)
DESE VOCATIONAL REIMBURSEMENT	10-000000-02-45138	\$25,000

Total Revenue

\$1,679,748

Program/Department

Budget Number

Total

CWD - CONTRACT TRAINING	10-130450-02	\$553,849
CWD - HEALTH CARE	10-135516-02	\$510,605
CWD - OPEN ENROLLMENT	10-135500-02	\$465,070
WORKFORCE DEVELOPMENT-ADMIN	10-130001-02	\$150,224

Total Expense

\$1,679,748

High School Programs Operating Budgets

A. High School Programs \$3,322,830

Budget Number

Total

Revenue Summary - Springfield

TUITION REVENUE	11-000000-01-41210	\$649,694
TUITION VOCATIONAL	11-000000-01-41215	\$1,515,205
VOC SALARIES REIMB-DESE	11-000000-01-45120	\$500,000
PERKINS - TITLE III	11-000000-01-47120	\$652,031

Total Revenue - Springfield

\$3,316,930

Program/Department

Budget Number

Total

CAREER CENTER INSTRUCTION	11-131000-01	\$2,088,589
INSTRUCTIONAL ADMINISTRATION	11-460000-01	\$196,445
MIDDLE COLLEGE	11-138000-01	\$379,865
PERKINS - TITLE III	11-160000-01	\$652,031

Total Expense - Springfield

\$3,316,930

Revenue Summary - Table Rock

TUITION REVENUE	11-000000-25-41210	\$5,900
-----------------	--------------------	---------

Total Revenue - Table Rock

\$5,900

Program/Department

Budget Number

Total

CAREER CENTER ADMIN	11-460000-25	\$5,900
---------------------	--------------	---------

Total Expense - Table Rock

\$5,900

Auxiliary Services

A. College Bookstore \$7,355,072

Budget Number

Total

Revenue Summary

\$

CREDIT CARD CHARGES	23-000000-00-41302	(\$38,000)
BOOKSTORE SALES (GEN MERCH)	23-000000-00-42020	\$741,600
BOOKSTORE SALES (NON-TAXABLE)	23-000000-00-42021	\$630,000
BOOKSTORE SALES (TEXTBOOKS)	23-000000-00-42070	\$6,801,472
BOOKSTORE SALES (FOOD)	23-000000-00-42072	\$15,000
BOOKSTORE COMMISSIONS	23-000000-00-42075	\$15,000
AUXILIARY PROFIT SHARE	23-000000-00-42100	(\$810,000)

Total Revenue \$7,355,072

Program/Department

Budget Number

Total

COLLEGE BOOKSTORE	23-300000-00	\$787,084
BOOKSTORE - COST OF SALES	23-300010-00	\$6,567,988

Total Expense \$7,355,072

B. Food Service \$519,011

Budget Number

Total

Revenue Summary

CREDIT CARD CHARGES	25-000000-00-41302	(\$24,000)
CAFE 101 SALES	25-000000-00-42026	\$514,261
CAFE 101 SALES (NON-TAXABLE)	25-000000-00-42027	\$28,750

Total Revenue \$519,011

Program/Department

Budget Number

Total

CAFE 101	25-920000-00	\$519,011
----------	--------------	-----------

Total Expense \$519,011

Restricted Grants

A. Restricted Grants \$1,276,484

Budget Number

Total

Revenue Summary

\$

STATE GRANTS	15-000000-00-45123	\$58,063
AEL - FEDERAL	15-000000-00-47130	\$288,359
PERKINS - TITLE III	15-000000-00-47120	\$627,075
US DEPARTMENT OF LABOR	15-000000-00-47161	\$50,025
US DEPARTMENT OF LABOR	29-000000-00-47155	\$204,199
US DEPT OF JUSTICE	29-000000-00-47177	\$48,763

Total Revenue

\$1,276,484

Program/Department

Budget Number

Total

DWD-REGISTERED APPRENTICESHIP	15-133000-00	\$58,063
AEL - BASIC	15-135700-00	\$288,359
PERKINS - TITLE III	15-160000-00	\$627,075
AMER PROMISE - STUDENT SERVICE	15-500026-00	\$50,025
VETERANS UPWARD BOUND	29-536200-00	\$204,199
PROJECT HEAL	29-636100-00	\$48,763

Total Expense

\$1,276,484

Federal Student Financial Aid Programs \$54,843,696

A. PELL GRANTS	\$26,000,000
B. FSEOG AWARDS	\$472,216
C. FED COLLEGE WORKSTUDY	\$371,480
D. FED DIRECT STUDENT LOANS	\$28,000,000
Total Federal Student Financial Aid Programs	\$54,843,696