

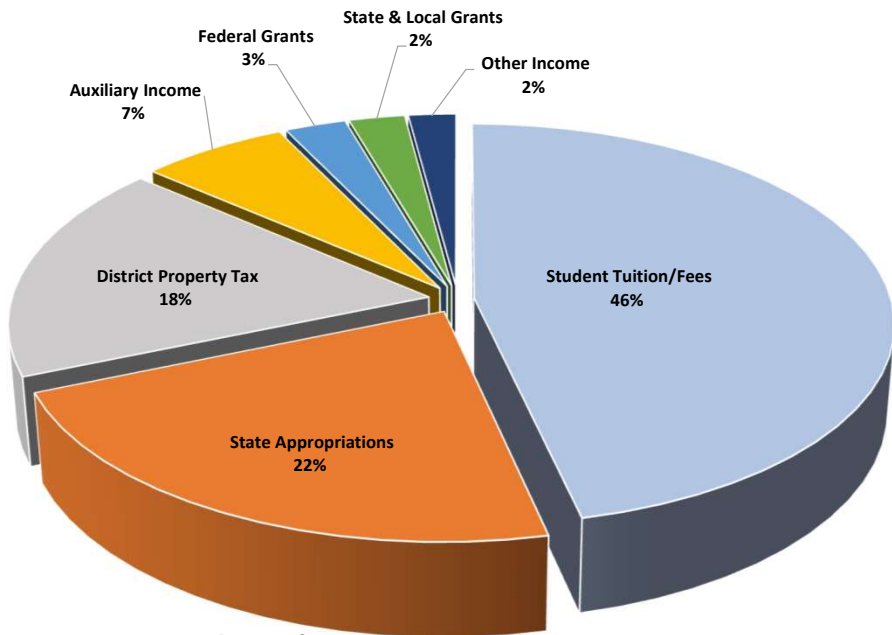
# OZARKS TECHNICAL COMMUNITY COLLEGE

## 2024-2025 FISCAL BUDGET SUMMARY

*\$101,439,258*

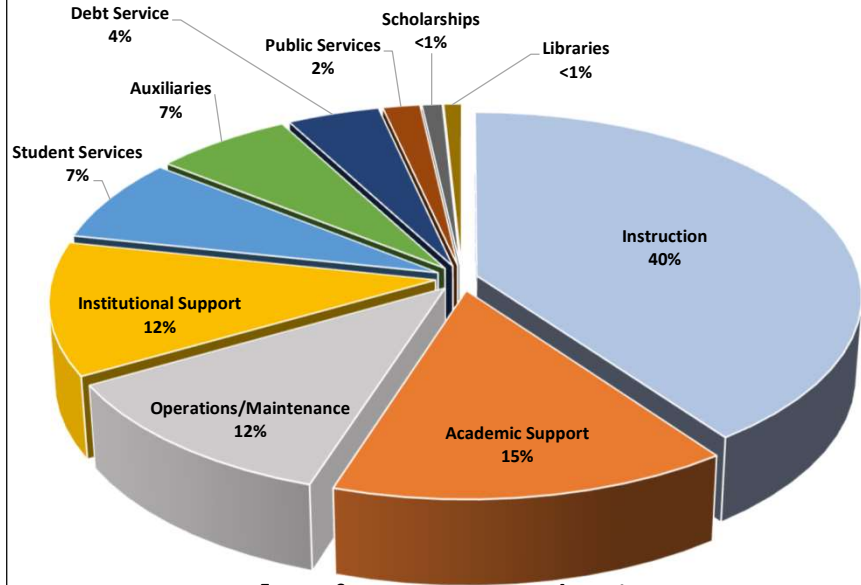
|   |                                    |
|---|------------------------------------|
| OTC - Springfield                                   | \$68,937,195                       |
| OTC - Richwood Valley                               | \$4,512,261                        |
| OTC - Table Rock                                    | \$3,851,777                        |
| OTC - Republic                                      | \$470,665                          |
| OTC - Lebanon                                       | \$1,635,943                        |
| OTC - Waynesville                                   | \$734,683                          |
| OTC - Fort Leonard Wood                             | \$83,632                           |
| OTC - Enhancement Grant                             | \$144,076                          |
| Robert W. Plaster Center for Advanced Manufacturing | \$337,061                          |
| High School Programs                                | \$3,829,842                        |
| Ancillary Education Services                        | \$1,414,057                        |
| Auxiliary Services                                  | \$6,553,032                        |
| Restricted Grants                                   | \$3,555,428                        |
| Student Technology Fee                              | \$3,593,000                        |
| Safety & Security Fee                               | \$567,000                          |
| Facilities & Infrastructure Fee                     | \$652,500                          |
| Alliance for Healthcare Education                   | <u>\$567,106</u>                   |
| <b><i>Total Operating Budget</i></b>                | <b>\$101,439,258</b>               |
| Federal Student Financial Aid Programs              | <u>\$36,942,871</u>                |
| <b><i>Grand Total Combined Budget</i></b>           | <b><u><u>\$138,382,129</u></u></b> |

**2024-2025  
Budget Summary  
All Funds  
Revenues by Source  
\$101,439,258**



| <u>Revenue Source</u> | <u>Amount</u> |
|-----------------------|---------------|
| Student Tuition/Fees  | \$47,127,433  |
| State Appropriations  | 22,548,588    |
| District Property Tax | 17,900,000    |
| Auxiliary Income      | 6,553,032     |
| Federal Grants        | 2,719,982     |
| State & Local Grants  | 2,484,223     |
| Other Income          | 2,106,000     |

**2024-2025  
Budget Summary  
All Funds  
Expenditures by Functional Classification  
\$101,439,258**

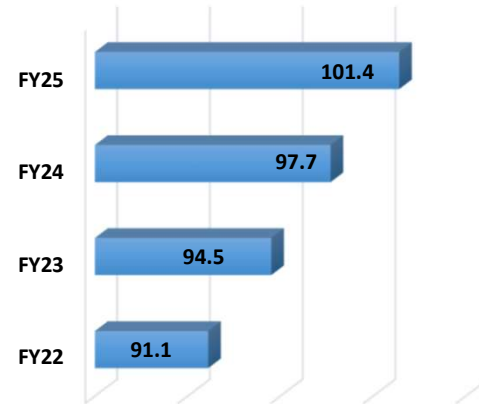


| <u>Expense Source</u>  | <u>Amount</u> |
|------------------------|---------------|
| Instruction            | \$40,583,750  |
| Academic Support       | 15,199,529    |
| Operations/Maintenance | 11,874,496    |
| Institutional Support  | 11,815,467    |
| Student Services       | 7,447,121     |
| Auxiliaries            | 6,553,032     |
| Debt Service           | 4,390,675     |
| Public Services        | 1,766,448     |
| Scholarships           | 962,743       |
| Libraries              | 845,997       |

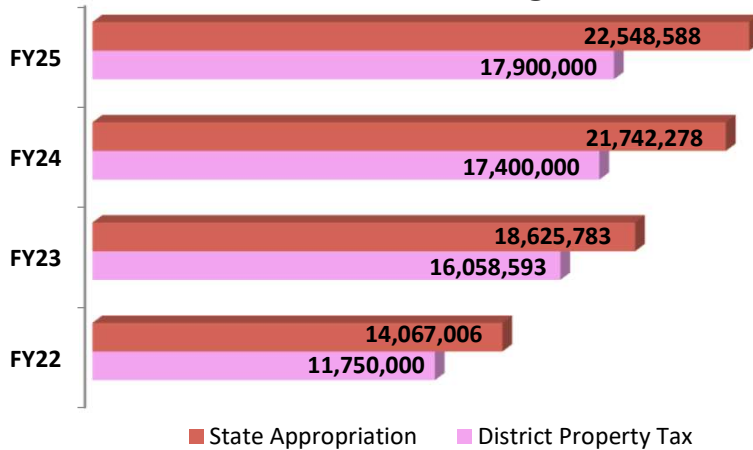
### OTC Budgeted Revenues

|                       | 2024-2025  | 2023-2024  | Increase<br>(Decrease) |
|-----------------------|------------|------------|------------------------|
| Student Tuition/Fees  | 47,127,433 | 44,264,517 | 2,862,916              |
| State Appropriations  | 22,548,588 | 21,742,278 | 806,310                |
| District Property Tax | 17,900,000 | 17,400,000 | 500,000                |
| Federal Grants        | 2,719,982  | 2,586,818  | 133,164                |
| State Grants          | 2,484,223  | 2,922,179  | (437,956)              |
| Auxiliary Income      | 6,553,032  | 6,457,340  | 95,692                 |
| Other Income          | 2,106,000  | 2,325,000  | (219,000)              |

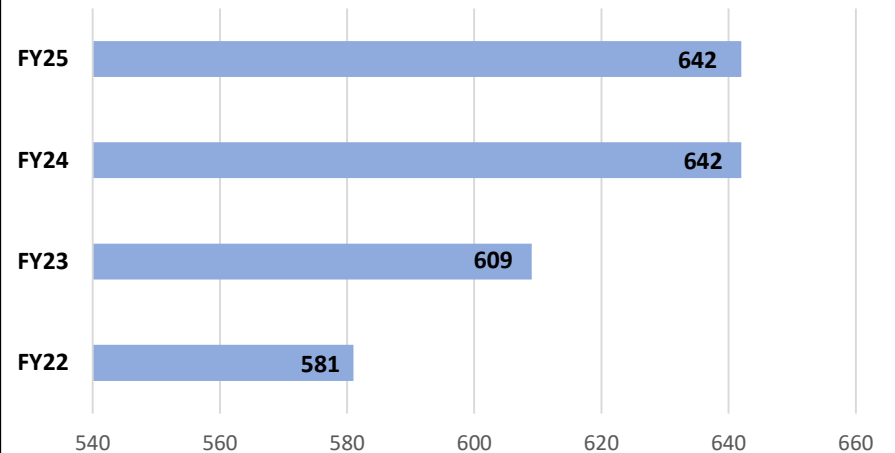
### OTC Operating Budget (In Millions)



### State Appropriations/District Property Taxes Budgeted



### OTC Full-Time Employees



**OZARKS TECHNICAL COMMUNITY COLLEGE  
2024-2025 BUDGET  
\$101,439,258**

*Springfield Campus Operating Budgets*

**Springfield Campus \$68,937,195**

| <u>Revenue Summary</u>         | <u>Budget Number</u> | <u>Total</u>        |
|--------------------------------|----------------------|---------------------|
| DISTRICT PROPERTY TAX REVENUE  | 10-000000-00-41110   | \$17,900,000        |
| TUITION REVENUE                | 10-000000-00-41210   | \$17,335,261        |
| DUAL CREDIT REVENUE            | 10-000000-00-41214   | \$570,000           |
| REGISTRATION FEES              | 10-000000-00-41221   | \$575,000           |
| INVESTMENT REVENUE             | 10-000000-00-41300   | \$1,000,000         |
| BANK RETURNED ITEMS            | 10-000000-00-41301   | \$20,000            |
| CREDIT CARD CHARGES            | 10-000000-00-41302   | (\$215,000)         |
| RENTAL REVENUE                 | 10-000000-00-41303   | \$175,000           |
| LAB FEES                       | 10-000000-00-41412   | \$3,433,100         |
| OPEN ENROLL ST TRAIN PROG FEES | 10-000000-00-41417   | \$200,000           |
| TECH ED ST TRAINING PROG FEES  | 10-000000-00-41418   | \$50,000            |
| HEALTH SCI ST TRAIN PROG FEES  | 10-000000-00-41420   | \$1,000,000         |
| STUDENT FEES                   | 10-000000-00-41422   | \$3,025,700         |
| INTERNATIONAL STUDENT FEES     | 10-000000-00-41423   | \$1,000             |
| GED TESTING FEES               | 10-000000-00-41433   | \$10,000            |
| TESTING FEES                   | 10-000000-00-41434   | \$30,000            |
| CONTRACT TRAINING REVENUE      | 10-000000-00-41535   | \$257,546           |
| OPEN ENROLLMENT REVENUE        | 10-000000-00-41545   | \$30,000            |
| STUDENT FIN AID ADMIN REIMB    | 10-000000-00-41800   | \$60,000            |
| EV CHARGING FEES               | 10-000000-00-42024   | \$1,000             |
| VENDING SERVICES REVENUE       | 10-000000-00-42025   | \$70,000            |
| AUXILIARY PROFIT SHARE         | 10-000000-00-42100   | \$200,000           |
| BAD DEBT COLLECTION CHARGES    | 10-000000-00-42150   | \$500,000           |
| STATE AID - MDHE               | 10-000000-00-45110   | \$23,041,620        |
| GOVERNOR'S STATE HOLD BACK     | 10-000000-00-45111   | (\$691,249)         |
| STATE AID-MDHE-MAINT & REPAIR  | 10-000000-00-45112   | \$198,217           |
| OTHER MISC. INCOME             | 10-000000-00-48140   | \$70,000            |
| REBATES - PROCUREMENT CARD     | 10-000000-00-48142   | \$20,000            |
| SURPLUS PROPERTY SALES         | 10-000000-00-48150   | \$70,000            |
| <b>Total Revenue</b>           |                      | <b>\$68,937,195</b> |

| <u>Program/Department</u>      | <u>Budget Number</u> | <u>Total</u> |
|--------------------------------|----------------------|--------------|
| ACADEMIC SERVICES              | 10-462000-00         | \$10,750     |
| ACCOUNTING                     | 10-115203-00         | \$318,783    |
| ADMINISTRATIVE SERVICES        | 10-634000-00         | \$799,059    |
| ADMISSIONS                     | 10-572000-00         | \$975,803    |
| AIRFRAME & POWERPLANT TECH     | 10-114905-00         | \$110,359    |
| ART                            | 10-150100-00         | \$363,460    |
| ARTS, SCIENCES, & BUS DIVISION | 10-124500-00         | \$286,312    |
| ASSOCIATE DEGREE NURSING       | 10-115120-00         | \$562,042    |
| AUTO COLLISION REPAIR          | 10-114706-00         | \$28,654     |
| AUTOMOTIVE TECHNOLOGY          | 10-111508-00         | \$205,110    |
| AVIATION                       | 10-114900-00         | \$1,659,165  |
| BEHAVIORAL HEALTH SUPPORT      | 10-115110-00         | \$255,123    |
| BIOCLINICAL SCIENCE            | 10-112660-00         | \$1,131,027  |
| BOARD OF TRUSTEES              | 10-612000-00         | \$542,552    |
| BUSINESS AND MARKETING         | 10-115202-00         | \$716,080    |
| CAPITAL PROJECTS               | 10-790000-00         | \$80,000     |
| CAREER EMPLOYMENT SERVICES     | 10-532000-00         | \$156,796    |
| CENTER - MEDICAL SIMULATION    | 10-115130-00         | \$537,088    |
| CHANCELLOR                     | 10-611000-00         | \$1,024,271  |
| CHEMISTRY                      | 10-114005-00         | \$591,200    |
| COLLEGE LIBRARY                | 10-410000-00         | \$698,440    |
| COMMUNICATIONS                 | 10-110900-00         | \$570,041    |
| COMPUTER INFORMATION SCIENCES  | 10-115212-00         | \$708,273    |
| CONSTRUCTION TECHNOLOGY        | 10-111510-00         | \$184,069    |
| COUNSELING                     | 10-530000-00         | \$220,140    |
| CRIMINAL JUSTICE               | 10-114301-00         | \$159,498    |
| CRM                            | 10-654000-00         | \$311,430    |
| CULINARY ARTS                  | 10-111206-00         | \$364,415    |
| CUSTODIAL SERVICES             | 10-700000-00         | \$2,494,703  |
| DEAN OF STUDENTS               | 10-510000-00         | \$139,711    |
| DENTAL ASSISTING               | 10-115106-00         | \$399,394    |
| DENTAL HYGIENE                 | 10-115105-00         | \$530,580    |
| DIESEL TECHNOLOGY              | 10-114707-00         | \$156,469    |
| DISABILITY SUPPORT SERVICES    | 10-450090-00         | \$684,982    |
| DRAFTING DESIGN TECHNOLOGY     | 10-114801-00         | \$80,133     |
| EARLY CHILDHOOD EDUCATION      | 10-112002-00         | \$398,318    |
| ECONOMICS                      | 10-124504-00         | \$177,422    |
| ELECTRICAL PROGRAM             | 10-111503-00         | \$245,165    |
| ELECTRONIC MEDIA PRODUCTION    | 10-111001-00         | \$242,275    |
| EMERGENCY MEDICAL SERVICES     | 10-115102-00         | \$655,468    |
| ENGLISH                        | 10-112304-00         | \$1,604,526  |
| ENROLLMENT MANAGEMENT          | 10-570000-00         | \$370,003    |
| EQUITY & COMPLIANCE            | 10-636000-00         | \$217,568    |
| ESPORTS                        | 10-520200-00         | \$103,934    |
| FINANCE                        | 10-620000-00         | \$2,351,622  |
| FINANCIAL AID                  | 10-540000-00         | \$1,045,808  |
| FIRE SCIENCE                   | 10-114302-00         | \$98,740     |
| FITNESS CENTER                 | 10-635000-00         | \$43,847     |
| FUEL & UTILITIES               | 10-720100-00         | \$1,551,040  |
| GENERAL                        | 10-000000-00         | \$12,000     |

| <u>Program/Department</u>          | <u>Budget Number</u> | <u>Total</u> |
|------------------------------------|----------------------|--------------|
| GENERAL OFFICE                     | 10-630000-00         | \$1,250,000  |
| GRANTS DEVELOPMENT                 | 10-652000-00         | \$160,572    |
| GRAPHIC DESIGN TECHNOLOGY          | 10-115004-00         | \$276,264    |
| HEALTH & WELLNESS                  | 10-113199-00         | \$131,889    |
| HEALTH INFORMATION TECHNOLOGY      | 10-115107-00         | \$373,522    |
| HEALTH SCIENCES DIVISION           | 10-115100-00         | \$519,900    |
| HISTORY & GEOGRAPHY                | 10-124505-00         | \$397,377    |
| HONORS COLLEGE PROGRAM             | 10-124510-00         | \$488,961    |
| HOSPITALITY MANAGEMENT             | 10-111205-00         | \$178,737    |
| HRAC                               | 10-111505-00         | \$99,365     |
| HS - SHORT TERM TRAINING           | 10-115700-00         | \$823,224    |
| HUMAN RESOURCES                    | 10-632000-00         | \$820,872    |
| HUMANITIES                         | 10-124503-00         | \$475,573    |
| INFO TECHNOLOGY INFRASTRUCTURE     | 10-111199-00         | \$521,424    |
| INFORMATION TECHNOLOGY             | 10-430100-00         | \$5,226,502  |
| INSTITUTIONAL EFFECTIVENESS        | 10-462400-00         | \$100,001    |
| INSTITUTIONAL RESEARCH             | 10-653000-00         | \$297,258    |
| INSTITUTIONAL & STUDENT SUCCESS    | 10-615000-00         | \$216,138    |
| INSTRUCTIONAL ADMINISTRATION       | 10-460000-00         | \$744,804    |
| INTERNATIONAL STUDENT PROGRAM      | 10-515000-00         | \$85,154     |
| LEADERSHIP ACADEMY                 | 10-611005-00         | \$5,500      |
| LEASE PYMTS (2020 REF/2010)        | 10-718000-00         | \$722,325    |
| LEASE PYMTS (2021 COPS)            | 10-711100-00         | \$3,006,150  |
| LEASE PYMTS (WEC-2012)             | 10-719000-00         | \$412,519    |
| LIFE SCIENCES                      | 10-112699-00         | \$929,565    |
| LOAN PMTS (WEBSTER ELEC-REDLG)     | 10-719500-00         | \$237,681    |
| MAINTENANCE & GROUNDS              | 10-710000-00         | \$2,843,228  |
| MANUFACTURING TECHNOLOGY           | 10-111509-00         | \$274,821    |
| MARKETING & COMMUNICATIONS         | 10-650000-00         | \$1,922,761  |
| MATHEMATICS                        | 10-112701-00         | \$1,364,372  |
| MECHATRONICS                       | 10-111502-00         | \$162,119    |
| MUSIC                              | 10-150120-00         | \$200,509    |
| OCCUPATIONAL THERAPY ASST          | 10-115111-00         | \$423,014    |
| OTC FOUNDATION & ALUMNI            | 10-651000-00         | \$424,939    |
| OTC ONLINE                         | 10-463000-00         | \$488,370    |
| PHYSICAL SCIENCE                   | 10-114001-00         | \$503,179    |
| PLUMBING TECHNOLOGY                | 10-111514-00         | \$191,593    |
| POLITICAL SCIENCE                  | 10-124506-00         | \$350,566    |
| PRACTICAL NURSING                  | 10-115116-00         | \$932,468    |
| PRECISION MACHINING TECHNOLOGY     | 10-111501-00         | \$85,381     |
| PROFESSIONAL DEVELOPMENT INSTITUTE | 10-632100-00         | \$229,165    |
| PSYCHOLOGY                         | 10-114201-00         | \$634,920    |
| PURCHASING & RECEIVING             | 10-633000-00         | \$316,139    |
| REGISTRAR                          | 10-571000-00         | \$432,304    |
| RESPIRATORY THERAPY                | 10-115101-00         | \$441,687    |
| ROOTED HIGH SCHOOL PILOT           | 10-652100-00         | \$210,005    |
| SAFETY & SECURITY                  | 10-631000-00         | \$1,224,917  |
| SCHOLARSHIPS                       | 10-810000-00         | \$962,743    |
| SOCIAL SCIENCES                    | 10-124501-00         | \$307,699    |
| SPEECH CENTER                      | 10-110950-00         | \$54,843     |
| STRATEGIC PLANNING                 | 10-614000-00         | \$143,679    |

| <u>Program/Department</u>      | <u>Budget Number</u> | <u>Total</u>        |
|--------------------------------|----------------------|---------------------|
| STUDENT AFFAIRS ADMINISTRATION | 10-500000-00         | \$517,630           |
| STUDENT CARE                   | 10-521000-00         | \$348,281           |
| STUDENT ENGAGEMENT             | 10-520000-00         | \$242,549           |
| STUDENT SUCCESS                | 10-555000-00         | \$2,312,345         |
| SURGICAL TECHNOLOGY            | 10-115109-00         | \$160,117           |
| TEACHER EDUCATION              | 10-111300-00         | \$409,213           |
| TECH ED - SHORT TERM TRAINING  | 10-111700-00         | \$204,748           |
| TECHNICAL EDUCATION DIVISION   | 10-111500-00         | \$749,228           |
| TESTING SERVICES               | 10-535000-00         | \$360,113           |
| THEATRE                        | 10-150122-00         | \$146,502           |
| TUTORING/LEARNING CENTER       | 10-112401-00         | \$888,512           |
| VETERAN SERVICES               | 10-536100-00         | \$139,142           |
| WELDING TECHNOLOGY             | 10-111506-00         | \$450,222           |
| WORKFORCE & ST TRAINING        | 10-130001-00         | \$10,100            |
| WORKFORCE INDUSTRY TRAINING    | 10-130450-00         | \$622,164           |
| WORKFORCE OPEN ENROLLMENT      | 10-111550-00         | \$204,735           |
| WORLD LANGUAGES                | 10-111600-00         | \$298,372           |
| WRITING CENTER                 | 10-112350-00         | \$72,876            |
| <b>Total Expense</b>           |                      | <b>\$68,937,195</b> |

Richwood Valley Campus Operating Budgets

**Richwood Valley Campus \$4,512,261**

| <u>Revenue Summary</u> | <u>Budget Number</u> | <u>Total</u>       |
|------------------------|----------------------|--------------------|
| TUITION REVENUE        | 10-000000-20-41210   | \$4,512,261        |
| <b>Total Revenue</b>   |                      | <b>\$4,512,261</b> |

| <u>Program/Department</u>       | <u>Budget Number</u> | <u>Total</u>       |
|---------------------------------|----------------------|--------------------|
| ACADEMIC SERVICES               | 10-462000-20         | \$97,897           |
| ACCOUNTING                      | 10-115203-20         | \$500              |
| AGRICULTURE/TURF & LANDSCAPE    | 10-110101-20         | \$375,635          |
| BIOCLINICAL SCIENCE             | 10-112660-20         | \$254,207          |
| BUSINESS AND MARKETING          | 10-115202-20         | \$500              |
| CHEMISTRY                       | 10-114005-20         | \$143,458          |
| COLLEGE LIBRARY                 | 10-410000-20         | \$147,557          |
| COMMUNICATIONS                  | 10-110900-20         | \$35,795           |
| COMPUTER INFORMATION SCIENCES   | 10-115212-20         | \$16,648           |
| CUSTODIAL SERVICES              | 10-700000-20         | \$174,080          |
| ELECTRICAL DISTRIBUTION SYSTEMS | 10-111512-20         | \$363,214          |
| ENGLISH                         | 10-112304-20         | \$175,904          |
| FUEL & UTILITIES                | 10-720100-20         | \$198,800          |
| GENERAL OFFICE                  | 10-630000-20         | \$43,000           |
| HISTORY & GEOGRAPHY             | 10-124505-20         | \$2,500            |
| HUMANITIES                      | 10-124503-20         | \$98,371           |
| INFORMATION TECHNOLOGY          | 10-430100-20         | \$86,189           |
| INSTRUCTIONAL ADMINISTRATION    | 10-460000-20         | \$194,238          |
| LIFE SCIENCES                   | 10-112699-20         | \$5,700            |
| MAINTENANCE & GROUNDS           | 10-710000-20         | \$314,665          |
| MATHEMATICS                     | 10-112701-20         | \$200,888          |
| MEDICAL LABORATORY TECH         | 10-115112-20         | \$230,640          |
| PHYSICAL SCIENCE                | 10-114001-20         | \$5,000            |
| PHYSICAL THERAPIST ASST         | 10-115108-20         | \$353,046          |
| POLITICAL SCIENCE               | 10-124506-20         | \$43,560           |
| PRESIDENT - RICHWOOD VALLEY     | 10-611200-20         | \$301,068          |
| PSYCHOLOGY                      | 10-114201-20         | \$500              |
| SAFETY & SECURITY               | 10-631000-20         | \$140,684          |
| SOCIAL SCIENCES                 | 10-124501-20         | \$114,749          |
| STUDENT ACTIVITIES              | 10-500000-20         | \$7,500            |
| STUDENT SUCCESS                 | 10-555000-20         | \$319,728          |
| TEACHER EDUCATION               | 10-111300-20         | \$22,030           |
| TUTORING/LEARNING CENTER        | 10-112401-20         | \$44,010           |
| <b>Total Expense</b>            |                      | <b>\$4,512,261</b> |



Table Rock Campus Operating Budgets

**Table Rock Campus \$3,851,777**

| <u>Revenue Summary</u> | <u>Budget Number</u> | <u>Total</u>       |
|------------------------|----------------------|--------------------|
| TUITION REVENUE        | 10-000000-25-41210   | \$3,851,777        |
| <b>Total Revenue</b>   |                      | <b>\$3,851,777</b> |

| <u>Program/Department</u>      | <u>Budget Number</u> | <u>Total</u>       |
|--------------------------------|----------------------|--------------------|
| ACADEMIC SERVICES              | 10-462000-25         | \$173,053          |
| ASSOC DEG NURSING-DIRECT ENTRY | 10-115121-25         | \$230,638          |
| ASSOCIATE DEGREE NURSING       | 10-115120-25         | \$857,920          |
| BIOCLINICAL SCIENCE            | 10-112660-25         | \$119,237          |
| COMMUNICATIONS                 | 10-110900-25         | \$26,913           |
| COMPUTER INFORMATION SCIENCES  | 10-115212-25         | \$105,689          |
| CUSTODIAL SERVICES             | 10-700000-25         | \$131,028          |
| EMERGENCY MEDICAL SERVICES     | 10-115102-25         | \$101,177          |
| ENGLISH                        | 10-112304-25         | \$145,291          |
| FUEL & UTILITIES               | 10-720100-25         | \$196,992          |
| GENERAL OFFICE                 | 10-630000-25         | \$35,000           |
| HRAC                           | 10-111505-25         | \$115,845          |
| INFORMATION TECHNOLOGY         | 10-430100-25         | \$78,713           |
| INSTRUCTIONAL ADMINISTRATION   | 10-460000-25         | \$65,560           |
| LIFE SCIENCES                  | 10-112699-25         | \$22,000           |
| MAINTENANCE & GROUNDS          | 10-710000-25         | \$281,776          |
| MATHEMATICS                    | 10-112701-25         | \$64,590           |
| PRACTICAL NURSING              | 10-115116-25         | \$375,822          |
| PRESIDENT - TABLE ROCK         | 10-611300-25         | \$265,736          |
| SAFETY & SECURITY              | 10-631000-25         | \$119,443          |
| STUDENT ACTIVITIES             | 10-500000-25         | \$4,000            |
| STUDENT SUCCESS                | 10-555000-25         | \$335,354          |
| <b>Total Expense</b>           |                      | <b>\$3,851,777</b> |

Republic, Lebanon, Waynesville, & Fort Leonard Wood Education Centers' Operating Budgets

**Republic Education Center \$470,665**

| <u>Revenue Summary</u>    | <u>Budget Number</u> | <u>Total</u> |
|---------------------------|----------------------|--------------|
| TUITION REVENUE           | 10-000000-10-41210   | \$470,665    |
| <b>Total Revenue</b>      |                      | \$470,665    |
| <u>Program/Department</u> | <u>Budget Number</u> | <u>Total</u> |
| FUEL & UTILITIES          | 10-720100-10         | \$60,600     |
| OTC - REPUBLIC CENTER     | 10-145145-10         | \$410,065    |
| <b>Total Expense</b>      |                      | \$470,665    |

**Lebanon Education Center \$1,635,943**

| <u>Revenue Summary</u>          | <u>Budget Number</u> | <u>Total</u> |
|---------------------------------|----------------------|--------------|
| TUITION REVENUE                 | 10-000000-12-41210   | \$1,635,943  |
| <b>Total Revenue</b>            |                      | \$1,635,943  |
| <u>Program/Department</u>       | <u>Budget Number</u> | <u>Total</u> |
| ELECTRICAL DISTRIBUTION SYSTEMS | 10-111512-12         | \$414,162    |
| EMERGENCY MEDICAL SERVICES      | 10-1115102-12        | \$17,383     |
| FUEL & UTILITIES                | 10-720100-12         | \$104,100    |
| HRAC                            | 10-111505-12         | \$2,750      |
| MECHATRONICS                    | 10-111502-12         | \$4,500      |
| OTC - LEBANON CENTER            | 10-145150-12         | \$760,075    |
| PRACTICAL NURSING               | 10-1115116-12        | \$332,973    |
| <b>Total Expense</b>            |                      | \$1,635,943  |

**Waynesville Education Center \$734,683**

| <u>Revenue Summary</u>        | <u>Budget Number</u> | <u>Total</u> |
|-------------------------------|----------------------|--------------|
| TUITION REVENUE               | 10-000000-15-41210   | \$734,683    |
| <b>Total Revenue</b>          |                      | \$734,683    |
| <u>Program/Department</u>     | <u>Budget Number</u> | <u>Total</u> |
| FUEL & UTILITIES              | 10-720100-15         | \$54,600     |
| OTC - WAYNESVILLE CENTER      | 10-145135-15         | \$538,666    |
| RESPIRATORY THERAPY-BACHELORS | 10-115103-15         | \$141,417    |
| <b>Total Expense</b>          |                      | \$734,683    |

**Fort Leonard Wood Education Center \$83,632**

| <u>Revenue Summary</u>     | <u>Budget Number</u> | <u>Total</u> |
|----------------------------|----------------------|--------------|
| TUITION REVENUE            | 10-000000-16-41210   | \$83,632     |
| <b>Total Revenue</b>       |                      | \$83,632     |
| <u>Program/Department</u>  | <u>Budget Number</u> | <u>Total</u> |
| OTC FT LEONARD WOOD CENTER | 10-145155-16         | \$83,632     |
| <b>Total Expense</b>       |                      | \$83,632     |

*Enhancement Grant Operating Budgets*

**Enhancement Grant \$144,076**

| <b><u>Revenue Summary</u></b>    | <b><u>Budget Number</u></b> | <b><u>Total</u></b> |
|----------------------------------|-----------------------------|---------------------|
| TUITION REVENUE                  | 10-000000-30-41210          | \$144,076           |
| <b>Total Revenue</b>             |                             | \$144,076           |
| <b><u>Program/Department</u></b> | <b><u>Budget Number</u></b> | <b><u>Total</u></b> |
| GENERAL OFFICE                   | 10-630000-30                | \$144,076           |
| <b>Total Expense</b>             |                             | \$144,076           |

*Robert W. Plaster Center for Advanced Manufacturing's Operating Budgets*

**Robert W. Plaster Center for Advanced Manufacturing \$337,061**

| <b><u>Revenue Summary</u></b> | <b><u>Budget Number</u></b> | <b><u>Total</u></b> |
|-------------------------------|-----------------------------|---------------------|
| TUITION REVENUE               | 10-000000-07-41210          | \$337,061           |
| <b>Total Revenue</b>          |                             | \$337,061           |

| <b><u>Program/Department</u></b> | <b><u>Budget Number</u></b> | <b><u>Total</u></b> |
|----------------------------------|-----------------------------|---------------------|
| PLASTER MANUFACTURING CENTER     | 10-137001-07                | \$337,061           |
| <b>Total Expense</b>             |                             | \$337,061           |

High School Programs Operating Budgets

**High School Programs \$3,829,842**

| <u>Revenue Summary - Springfield</u> | <u>Budget Number</u> | <u>Total</u>       |
|--------------------------------------|----------------------|--------------------|
| TUITION - CAREER CENTER              | 11-000000-01-41215   | \$1,578,830        |
| TUITION & FEES-MIDDLE COLLEGE        | 11-000000-01-41222   | \$654,160          |
| CTE SALARIES REIMB-DESE              | 11-000000-01-45120   | \$900,000          |
| PERKINS - TITLE III                  | 11-000000-01-47120   | \$688,777          |
| <b>Total Revenue - Springfield</b>   |                      | <b>\$3,821,767</b> |

| <u>Program/Department</u>          | <u>Budget Number</u> | <u>Total</u>       |
|------------------------------------|----------------------|--------------------|
| CAREER CENTER INSTRUCTION          | 11-131000-01         | \$1,431,692        |
| DUAL CREDIT                        | 11-122401-01         | \$512,500          |
| INSTRUCTIONAL ADMINISTRATION       | 11-460000-01         | \$474,487          |
| MIDDLE COLLEGE                     | 11-138000-01         | \$714,311          |
| PERKINS - TITLE III                | 11-160000-01         | \$688,777          |
| <b>Total Expense - Springfield</b> |                      | <b>\$3,821,767</b> |

| <u>Revenue Summary - Table Rock</u> | <u>Budget Number</u> | <u>Total</u>   |
|-------------------------------------|----------------------|----------------|
| TUITION - CAREER CENTER             | 11-000000-25-41215   | \$8,075        |
| <b>Total Revenue - Table Rock</b>   |                      | <b>\$8,075</b> |

| <u>Program/Department</u>         | <u>Budget Number</u> | <u>Total</u>   |
|-----------------------------------|----------------------|----------------|
| CAREER CENTER INSTRUCTION         | 11-131000-25         | \$6,500        |
| INSTRUCTIONAL ADMINISTRATION      | 11-460000-25         | \$1,575        |
| <b>Total Expense - Table Rock</b> |                      | <b>\$8,075</b> |

*Ancillary Education Services*

**Early Childhood Education Center \$1,414,057**

| <b><u>Revenue Summary</u></b> | <b><u>Budget Number</u></b> | <b><u>Total</u></b> |
|-------------------------------|-----------------------------|---------------------|
| PRESCHOOL FEES                | 12-000000-00-41200          | \$515,000           |
| TUITION REVENUE               | 12-000000-00-41210          | \$899,057           |
| <b>Total Revenue</b>          |                             | \$1,414,057         |

| <b><u>Program/Department</u></b> | <b><u>Budget Number</u></b> | <b><u>Total</u></b> |
|----------------------------------|-----------------------------|---------------------|
| EARLY CHILDHOOD EDUCATION CTR    | 12-450000-00                | \$1,414,057         |
| <b>Total Expense</b>             |                             | \$1,414,057         |

*Auxiliary Services*

**College Bookstore \$5,440,861**

| <u>Revenue Summary</u>        | <u>Budget Number</u> | <u>Total</u> |
|-------------------------------|----------------------|--------------|
| CREDIT CARD CHARGES           | 23-000000-00-41302   | (\$15,000)   |
| GENERAL MERCHANDISE           | 23-000000-00-42020   | \$910,000    |
| BOOKSTORE SALES (NON-TAXABLE) | 23-000000-00-42021   | \$500,000    |
| BOOKSTORE SALES (TEXTBOOKS)   | 23-000000-00-42070   | \$4,228,861  |
| BOOKSTORE SALES (FOOD)        | 23-000000-00-42072   | \$17,000     |
| AUXILIARY PROFIT SHARE        | 23-000000-00-42100   | (\$200,000)  |

**Total Revenue** \$5,440,861

| <u>Program/Department</u> | <u>Budget Number</u> | <u>Total</u> |
|---------------------------|----------------------|--------------|
| BOOKSTORE - COST OF SALES | 23-300010-00         | \$4,702,843  |
| COLLEGE BOOKSTORE         | 23-300000-00         | \$738,018    |

**Total Expense** \$5,440,861

**Food Service \$568,842**

| <u>Revenue Summary</u>       | <u>Budget Number</u> | <u>Total</u> |
|------------------------------|----------------------|--------------|
| CREDIT CARD CHARGES          | 25-000000-00-41302   | (\$16,000)   |
| GENERAL MERCHANDISE          | 25-000000-00-42020   | \$275,000    |
| CAFÉ 101 SALES               | 25-000000-00-42026   | \$159,842    |
| CAFÉ 101 SALES (NON-TAXABLE) | 25-000000-00-42027   | \$150,000    |

**Total Revenue** \$568,842

| <u>Program/Department</u> | <u>Budget Number</u> | <u>Total</u> |
|---------------------------|----------------------|--------------|
| CAFÉ 101                  | 25-920000-00         | \$568,842    |

**Total Expense** \$568,842

**Print Shop \$543,329**

| <u>Revenue Summary</u> | <u>Budget Number</u> | <u>Total</u> |
|------------------------|----------------------|--------------|
| PRINT SHOP REVENUE     | 23-000000-00-42110   | \$543,329    |

**Total Revenue** \$543,329

| <u>Program/Department</u> | <u>Budget Number</u> | <u>Total</u> |
|---------------------------|----------------------|--------------|
| PRINT SHOP                | 23-639000-00         | \$543,329    |

**Total Expense** \$543,329



*Restricted Grants*

**Restricted Grants \$3,555,428**

| <b><u>Revenue Summary</u></b> | <b><u>Budget Number</u></b> | <b><u>Total</u></b> |
|-------------------------------|-----------------------------|---------------------|
| LOCAL GRANTS & CONTRACTS      | 15-000000-00-41700          | \$1,556,443         |
| PERKINS - TITLE III           | 15-000000-00-47120          | \$816,807           |
| SKILL UP PROGRAM              | 15-000000-00-47123          | \$27,780            |
| AEL - FEDERAL                 | 15-000000-00-47130          | \$466,064           |
| DOE-VUB                       | 29-000000-00-47158          | \$264,121           |
| DOE-SIP                       | 29-000000-00-47159          | \$424,213           |
| <b>Total Revenue</b>          |                             | <b>\$3,555,428</b>  |

| <b><u>Program/Department</u></b> | <b><u>Budget Number</u></b> | <b><u>Total</u></b> |
|----------------------------------|-----------------------------|---------------------|
| AEL-BASIC                        | 15-135700-00                | \$466,064           |
| PERKINS POST-SECONDARY           | 15-160000-00                | \$816,807           |
| ROOTED ALLIANCE                  | 15-460210-00                | \$49,206            |
| ROOTED MO CC                     | 15-460222-00                | \$103,626           |
| ROOTED MO EXEC ADMIN             | 15-460220-00                | \$562,013           |
| ROOTED MO JC                     | 15-460223-00                | \$107,317           |
| ROOTED MO METRO                  | 15-460226-00                | \$106,969           |
| ROOTED MO MINERAL                | 15-460227-00                | \$103,626           |
| ROOTED MO MOBERLY                | 15-460221-00                | \$112,865           |
| ROOTED MO NC                     | 15-460228-00                | \$103,581           |
| ROOTED MO OTC                    | 15-460224-00                | \$99,988            |
| ROOTED MO SCCC                   | 15-460229-00                | \$103,626           |
| ROOTED MO SFCC                   | 15-460230-00                | \$103,626           |
| SKILLUP GRANT                    | 15-135530-00                | \$27,780            |
| TECH ED - SIP                    | 29-555100-00                | \$424,213           |
| VETERANS UPWARD BOUND            | 29-536200-00                | \$264,121           |
| <b>Total Expense</b>             |                             | <b>\$3,555,428</b>  |

*Student Technology Fee*

**Student Technology Fee \$3,593,000**

| <u>Revenue Summary</u>  | <u>Budget Number</u> | <u>Total</u>       |
|-------------------------|----------------------|--------------------|
| STUDENT TECHNOLOGY FEES | 13-000000-00-41416   | \$3,593,000        |
| <b>Total Revenue</b>    |                      | <b>\$3,593,000</b> |

| <u>Program/Department</u>      | <u>Budget Number</u> | <u>Total</u>       |
|--------------------------------|----------------------|--------------------|
| INFORMATION TECH - STUDENT FEE | 13-430150-00         | \$3,593,000        |
| <b>Total Expense</b>           |                      | <b>\$3,593,000</b> |

*Safety & Security Fee*

**Safety & Security Fee \$567,000**

| <b><u>Revenue Summary</u></b> | <b><u>Budget Number</u></b> | <b><u>Total</u></b> |
|-------------------------------|-----------------------------|---------------------|
| SECURITY FEES                 | 14-000000-00-41441          | \$567,000           |
| <b>Total Revenue</b>          |                             | \$567,000           |

| <b><u>Program/Department</u></b> | <b><u>Budget Number</u></b> | <b><u>Total</u></b> |
|----------------------------------|-----------------------------|---------------------|
| SAFETY & SECURITY-STUDENT FEE    | 14-631150-00                | \$567,000           |
| <b>Total Expense</b>             |                             | \$567,000           |

*Facilities & Infrastructure Fee*

**Facilities & Infrastructure Fee \$652,500**

| <b><u>Revenue Summary</u></b>  | <b><u>Budget Number</u></b> | <b><u>Total</u></b> |
|--------------------------------|-----------------------------|---------------------|
| FACILITIES/INFRASTRUCTURE FEES | 16-000000-00-41440          | \$552,000           |
| PRIOR YEAR CARRYOVER           | 16-000000-00-48200          | \$100,500           |
| <b>Total Revenue</b>           |                             | <b>\$652,500</b>    |

| <b><u>Program/Department</u></b> | <b><u>Budget Number</u></b> | <b><u>Total</u></b> |
|----------------------------------|-----------------------------|---------------------|
| INFRASTRUCTURE FEES              | 16-790900-00                | \$652,500           |
| <b>Total Expense</b>             |                             | <b>\$652,500</b>    |

*Alliance for Healthcare Education*

**Alliance for Healthcare Education \$567,106**

| <b><u>Revenue Summary</u></b> | <b><u>Budget Number</u></b> | <b><u>Total</u></b> |
|-------------------------------|-----------------------------|---------------------|
| TUITION REVENUE               | 17-000000-00-41210          | \$442,106           |
| TUITION & FEES-MIDDLE COLLEGE | 17-000000-01-41222          | \$125,000           |
| <b>Total Revenue</b>          |                             | <b>\$567,106</b>    |

| <b><u>Program/Department</u></b> | <b><u>Budget Number</u></b> | <b><u>Total</u></b> |
|----------------------------------|-----------------------------|---------------------|
| ASSOCIATE DEGREE NURSING         | 17-115120-00                | \$200,001           |
| GENERAL OFFICE                   | 17-630000-00                | \$125,000           |
| GENERAL OFFICE                   | 17-630000-01                | \$125,000           |
| HEALTH SCIENCES DIVISION         | 17-115100-00                | \$29,461            |
| RADIOGRAPHY                      | 17-115113-00                | \$11,675            |
| STUDENT SUCCESS                  | 17-555000-00                | \$59,969            |
| ULTRASOUND                       | 17-115115-00                | \$16,000            |
| <b>Total Expense</b>             |                             | <b>\$567,106</b>    |

*Federal Student Financial Aid Programs*

**Federal Student Financial Aid Programs \$36,942,871**

|   |                     |
|---|---------------------|
| FED COLLEGE WORKSTUDY                               | \$465,759           |
| FED DIRECT STUDENT LOANS                            | \$15,000,000        |
| FSEOG AWARDS  | \$477,112           |
| PELL GRANTS   | \$21,000,000        |
| <b>Total Federal Student Financial Aid Programs</b> | <b>\$36,942,871</b> |